

KINGSTONE SPEED SURVEY SUMMARY (24hrs)

Produced by Streetwise Services Ltd.



Channel 1 - Eastbound
























	11/03/2019 Monday	12/03/2019 Tuesday	13/03/2019 Wednesday	14/03/2019 Thursday	15/03/2019 Friday	16/03/2019 Saturday	17/03/2019 Sunday	5-DAY MEAN	7-DAY MEAN
0000-2400 Vehicle Flow	1376	1395	1328	1428	1279	520	434	1361	1109
Mean Speed	30.9	30.8	31.0	30.7	30.5	32.7	32.8	30.8	31.3
85%ile Speed	38.6	38.8	38.3	38.1	38.2	38.1	38.8	38.4	38.4
No. Vehicles > 40 MPH Limit	56	56	47	50	51	40	40	52	49
% Vehicles > 40 MPH Limit	4.1	4.0	3.5	3.5	4.0	7.7	9.2	3.8	5.1
No. Vehicles > 55 MPH	1	0	2	0	0	0	1	1	1
% Vehicles > 55 MPH	0.1	0.0	0.2	0.0	0.0	0.0	0.2	0.0	0.1

Channel 2 - Westbound

	11/03/2019 Monday	12/03/2019 Tuesday	13/03/2019 Wednesday	14/03/2019 Thursday	15/03/2019 Friday	16/03/2019 Saturday	17/03/2019 Sunday	5-DAY MEAN	7-DAY MEAN
0000-2400 Vehicle Flow	1398	1394	1424	1442	1343	540	447	1400	1141
Mean Speed	31.7	31.4	31.7	31.4	31.2	33.6	33.3	31.5	32.0
85%ile Speed	38.7	38.9	38.7	38.1	38.3	38.6	38.7	38.5	38.6
No. Vehicles > 40 MPH Limit	44	59	58	37	40	51	40	48	47
% Vehicles > 40 MPH Limit	3.1	4.2	4.1	2.6	3.0	9.4	8.9	3.4	5.1
No. Vehicles > 55 MPH	1	0	0	1	1	0	0	1	0
% Vehicles > 55 MPH	0.1	0.0	0.0	0.1	0.1	0.0	0.0	0.0	0.0

Channels 1+2 - Eastbound & Westbound

	11/03/2019 Monday	12/03/2019 Tuesday	13/03/2019 Wednesday	14/03/2019 Thursday	15/03/2019 Friday	16/03/2019 Saturday	17/03/2019 Sunday	5-DAY MEAN	7-DAY MEAN
0000-2400 Vehicle Flow	2774	2789	2752	2870	2622	1060	881	2761	2250
Mean Speed	31.3	31.1	31.4	31.1	30.9	33.2	33.1	31.1	31.7
85%ile Speed	38.6	38.9	38.5	38.1	38.3	38.3	38.8	38.5	38.5
No. Vehicles > 40 MPH Limit	100	115	105	87	91	91	80	100	96
% Vehicles > 40 MPH Limit	3.6	4.1	3.8	3.0	3.5	8.6	9.1	3.6	5.1
No. Vehicles > 55 MPH	2	0	2	1	1	0	1	1	1
% Vehicles > 55 MPH	0.1	0.0	0.1	0.0	0.0	0.0	0.1	0.0	0.0

Class No	Vehicle Description	Class No	Vehicle Description
1	Car, Light Van Taxi 	5	Rigid 2 Axle HGV + 2 Axle (Close coupled) Trailer 
1	Light Goods Vehicle 	6	Rigid 3 Axle HGV + 2 Axle Drawbar Trailer 
1	Car or Light Goods Vehicle + 1 Axle Caravan or Trailer 	6	Rigid 3 Axle HGV + 3 Axle Drawbar Trailer 
1	Car or Light Goods Vehicle + 2 Axle Caravan or Trailer 	7	Artic, 2 Axle Tractor + 1 Axle Semi-Trailer 
2	Rigid 2 Axle Heavy Goods Vehicle 	8	Artic, 2 Axle Tractor + 2 Axle Semi-Trailer 
3	Rigid 3 Axle Heavy Goods Vehicle 	9	Artic, 2 Axle Tractor + 3 Axle Semi-Trailer 
3	Rigid 3 Axle Heavy Goods Vehicle 	10	Artic, 3 Axle Tractor + 1 Axle Semi-Trailer 
4	Rigid 4 Axle Heavy Goods Vehicle 	10	Artic, 3 Axle Tractor + 2 Axle Semi-Trailer 
4	Rigid 4 Axle Heavy Goods Vehicle 	11	Artic, 3 Axle Tractor + 3 Axle Semi-Trailer 
5	Rigid 2 Axle HGV + 2 Axle Drawbar Trailer 	12	Bus or Coach, 2 Axle 
5	Rigid 2 Axle HGV + 3 Axle Drawbar Trailer 	12	Bus or Coach, 3 Axle 
5	Rigid 2 Axle HGV + 1 Axle Caravan or Trailer 	13	Vehicle with 7 or more Axles 